

VLS**VLS FINANCE LTD.**

2nd Floor, 13, Sant Nagar,
East of Kailash,
New Delhi - 110065, India
Tel. : +91-11-46656666
Fax : +91-11-46656699
Email : vls@vlsfinance.com
Web : www.vlsfinance.com
CIN : L65910DL1986PLC023129

October 19, 2021

Listing Department
BSE Limited
Phiroze Jeejeebhoy Towers
Dalal Street
Mumbai - 400 001


Scrip Code: 511333

Dear Sir,

In terms of Regulation 31(1)(b) of the SEBI (Listing Obligations & Disclosure Requirements) Regulations, 2015, enclosed is the Shareholding Pattern of the Company for the quarter ended on 30th September, 2021.

Kindly acknowledge the receipt.

Thanking you,
for VLS Finance Ltd.



(H. Consul)
Company Secretary
M.No. A11183

Encl: a/a.


- Copy to:
- 1) The National Stock Exchange of India Ltd., Exchange Plaza, 5th Floor Plot No. C/1, G-Block, Bandra Kurla Complex, Bandra (E), Mumbai-400051
 - 2) The Calcutta Stock Exchange Association. Ltd., 7, Lyons Range, Kolkata- 700 001
- Scrip Code:*
VLSFINANCE
032019

Format of holding of specified securities

1. Name of Listed entity : VLS Finance Ltd.
2. Scrip Code/Name of Scrip/Class of Security : VLSFINANCE-511333-092019/ Equity ISIN:INE709A01018
3. Share Holding Pattern Filed under : Reg. 31(1)(b)
a) if under 31(1)(b) then indicate the report for Quarter ending 30/09/2021
b) if under 31(1)(c) then indicate date of allotment/extinguishment
4. Declaration: The Listed entity is required to submit the following declaration to the extent of submission of information :-

	Particulars	Yes*	No*
1	Whether the listed entity has issued any partly paid shares ?		No
2	Whether the listed entity has issued any Convertible Securities or Warrants ?		No
3	Whether the listed entity has any shares against which depository receipts are issued ?		No
4	Whether the listed entity has any shares locked-in?		No
5	Whether any shares held by promoters are pledge or otherwise encumbered ?		No

* If the Listed entity selects the option 'No' for the questions above, the columns for the partly paid shares, Outstanding Convertible Securities/Warrants. Depository receipts, locked-in shares, No.of shares pledged or otherwise encumbered by promoters, as applicable, shall not be displayed at the time of dissemination on the Stock Exchange website. Also wherever there is 'No' declared by Listed Entity in above table the values will be considered as 'Zero' by default on submission of the format of holding of specified securities.



VLS FINANCE LTD As on 30/09/2021

Table - I Summary Statement holding of specified securities


Category (i)	Category of shareholder (ii)	No. of Shareholders	No. of fully paid up equity shares held (iv)	No. of Partly paid up equity shares held (v)	No. of Shares underlying Depository Receipts (vi)	Total nos. shares held (VII)=(IV)+(V)+(VI)	Shareholding as a % of total no. of shares (calculated as per SCRR,1957) (VIII) As a % of (A+B+C2)	Number of Voting Rights held in each class of securities (IX)			No. of Shares Underlying Outstanding convertible securities (Including warrants) (X)	Shareholding as a % assuming full conversion of convertible securities (as a percentage of diluted share capital)	Number of locked in Shares (XII)		Number of Shares pledged or otherwise encumbered (XIII)		Number of Equity shares held in dematerialised form (XIV)	
								No. of Voting Rights		Total as a % of (A+B+C)			No. (a)	As a % of total shares held (b)	No. (a)	As a % of total shares held (b)		
								Class X	Class Y									Total
(A)	Promoter & Promoter Group	8	17650225	0	0	17650225	45.65	17650225	0	17650225	45.65	0	45.65	0	0	0	0	17620925
(B)	Public	30975	21011792	0	0	21011792	54.35	21011792	0	21011792	54.35	0	54.35	0	0	0	0	18286648
(C)	Non Promoter - Non Public	0	0	0	0	0	0	0	0	0	0	0	0	0	0	0	0	0
(C1)	Shares underlying DRs	0	0	0	0	0	0	0	0	0	0	0	0	0	0	0	0	0
(C2)	Shares held by Employee Trusts	0	0	0	0	0	0	0	0	0	0	0	0	0	0	0	0	0
	Total	30983	38662017	0	0	38662017	100.00	38662017	0	38662017	100.00	0	100.00	0	0	0	0	35907573



VLS FINANCE LTD As on 30/09/2021

Table - II Statement showing shareholding pattern of the Promoter & Promoter Group


	Category and name of the shareholders (I)	PAN (II)	No. of Shareholders (III)	No. of fully paid up equity shares held (iv)	No. of Partly paid up equity shares held (v)	No. of Shares underlying Depository Receipts (vi)	Total nos. shares held (VII)=(IV)+(V)+(VI)	Shareholding % calculated as per SCRR, 1957 As a % of (A+B+C2) (VIII)	Number of Voting Rights held in each class of securities (IX)			No. of Shares Underlying Outstanding convertible securities (including warrants) (X)	Total Shareholding as a % assuming full conversion of convertible securities (as a percentage of diluted share capital)	Number of locked in Shares (XII)		Number of Shares pledged or otherwise encumbered	As a % of total shares held (b)		Number of Equity shares held in dematerialised form (XIV)	
									No. of Voting Rights					Total as a % of Voting rights	No. (a)		As a % of total shares held (b)	No. (a)		As a % of total shares held (b)
									Class X	Class Y	Total									
(1)	Indian																			
(a)	Individuals/Hindu undivided Family		4	3368636	0	0	3368636	8.71	3368636	0	3368636	8.71	0	0.00	0	0	0	0	0	3368636
(b)	Central Government/State Government(s)		0	0	0	0	0	0	0	0	0	0.00	0	0.00	0	0	0	0	0	0
(c)	Financial Institutions/Banks		0	0	0	0	0	0	0	0	0	0.00	0	0.00	0	0	0	0	0	0
(d)	Any other																			
	-- Body Corporates		3	13795806	0	0	13795806	35.68	13795806	0	13795806	35.68	0	0.00	0	0	0	0	0	13766506
	Sub-Total (A) (1)		7	17164442	0	0	17164442	44.40	17164442	0	17164442	44.40	0	0.00	0	0	0	0	0	17135142
(2)	Foreign																			
(a)	Individuals/(Non-Resident Individuals/Foreign Individuals)		1	485783	0	0	485783	1.26	485783	0	485783	1.26	0	0.00	0	0	0	0	0	485783
(b)	Government		0	0	0	0	0	0	0	0	0	0.00	0	0.00	0	0	0	0	0	0
(c)	Institutions		0	0	0	0	0	0	0	0	0	0.00	0	0.00	0	0	0	0	0	0
(d)	Foreign Portfolio Investor		0	0	0	0	0	0	0	0	0	0.00	0	0.00	0	0	0	0	0	0
(e)	Any Other - Body Corporates		0	0	0	0	0	0	0	0	0	0.00	0	0.00	0	0	0	0	0	0
	Sub-Total (A) (2)		1	485783	0	0	485783	1.26	485783	0	485783	1.26	0	0.00	0	0	0	0	0	485783
	Total Shareholding of Promoter & Promoter Group (A)=(A)(1)+(A)(2)		8	17650225	0	0	17650225	45.65	17650225	0	17650225	45.65	0	0.00	0	0	0	0	0	17620925



VLS FINANCE LTD As on 30/09/2021

Table - III Statement showing shareholding pattern of the Public Shareholder

Category and name of the shareholders (I)	PAN (II)	No. of Shareholders (III)	No. of fully paid up equity shares held (iv)	No. of Partly paid up equity shares held (v)	No. of Shares underlying Depository Receipts (vi)	Total nos. shares held (VII)=(IV)+(V)+(VI)	Shareholding % calculated as per SCRR,1957 As a % of (A+B+C2) (VIII)	Number of Voting Rights held in each class of securities (IX)			No. of Shares Underlying Outstanding convertible securities (Including warrants) (X)	Total Shareholding as a % assuming full conversion of convertible securities (as a percentage of diluted share capital)	Number of locked in Shares (XII)		Number of Shares pledged or otherwise encumbered (XIII)		Equity shares held in dematerialised form (XIV)	
								No. of Voting Rights					Total as a % of Total voting rights	No. (a)	As a % of total shares held (b)	No. (a)		As a % of total shares held (b)
								Class X	Class Y	Total								
(1) Institutions																		
(a) Mutual Funds		1	100	0	0	100	0	100	0	100	0	0	0	0	0	0	0	0
(b) Venture Capital Funds		0	0	0	0	0	0	0	0	0	0	0	0	0	0	0	0	0
(c) Alternate Investment Funds		0	0	0	0	0	0	0	0	0	0	0	0	0	0	0	0	0
(d) Foreign Venture Capital Investors		0	0	0	0	0	0	0	0	0	0	0	0	0	0	0	0	0
(e) Foreign Portfolio Investors		14	1204697	0	0	1204697	3.12	1204697	0	1204697	3.12	0	0	0	0	0	0	1204697
(f) Financial Institutions/Banks		7	12143	0	0	12143	0.03	12143	0	12143	0.03	0	0	0	0	0	0	11643
(g) Insurance Companies		0	0	0	0	0	0	0	0	0	0	0	0	0	0	0	0	0
(h) Provident Funds/Pension Funds		0	0	0	0	0	0	0	0	0	0	0	0	0	0	0	0	0
(i) Any other																		
Foreign Financial Institutions		1	300	0	0	300	0	300	0	300	0	0	0	0	0	0	0	0
Sub-Total (B)(1)		23	1217240	0	0	1217240	3.15	1217240	0	1217240	3.15	0	0	0	0	0	0	1216340
(2) Central Government/State Government(s)/ President of India		0	0	0	0	0	0	0	0	0	0	0	0	0	0	0	0	0
Sub-Total (B)(2)		0	0	0	0	0	0	0	0	0	0	0	0	0	0	0	0	0
(3) Non-Institutions																		
(a) Individuals																		
i. Individual shareholders holding nominal share capital up to Rs. 2 lakhs.		29878	12485441	0	0	12485441	32.29	12485441	0	12485441	32.29	0	0	0	0	0	0	9834297
ii. Individual shareholders holding nominal share capital in excess of Rs. 2 lakhs.		65	4928152	0	0	4928152	12.75	4928152	0	4928152	12.75	0	0	0	0	0	0	4928152
(b) NBFCs registered with RBI		0	0	0	0	0	0	0	0	0	0	0	0	0	0	0	0	0
(c) Employee Trusts		0	0	0	0	0	0	0	0	0	0	0	0	0	0	0	0	0
(d) Overseas Depositories (holding DRs) (balancing Figures)		0	0	0	0	0	0	0	0	0	0	0	0	0	0	0	0	0
(e) Any other																		
Body Corporates		213	1362944	0	0	1362944	3.53	1362944	0	1362944	3.53	0	0	0	0	0	0	1292644
Clearing Members		50	51953	0	0	51953	0.13	51953	0	51953	0.13	0	0	0	0	0	0	51953
Non Residents Repatriate		115	253636	0	0	253636	0.66	253636	0	253636	0.66	0	0	0	0	0	0	252836
Non Residents Non Repatriate		71	155238	0	0	155238	0.4	155238	0	155238	0.4	0	0	0	0	0	0	153238
LLP		4	8738	0	0	8738	0.02	8738	0	8738	0.02	0	0	0	0	0	0	8738
HUF		556	548450	0	0	548450	1.42	548450	0	548450	1.42	0	0	0	0	0	0	548450
Total (e)		1009	2380959	0	0	2380959	6.16	2380959	0	2380959	6.16	0	0	0	0	0	0	2307859
Sub-Total (B)(3) [a+b+c+d+e]		30952	19794552	0	0	19794552	51.2	19794552	0	19794552	51.2	0	0	0	0	0	0	17070308
Total Public Shareholding (B)=(B)(1)+(B)(2)+(B)(3)		30975	21011792	0	0	21011792	54.35	21011792	0	21011792	54.35	0	0	0	0	0	0	18286648



VLS FINANCE LTD As on 30/09/2021

Table - IV Statement showing shareholding pattern of the Non-Promoter - Non Public Shareholder

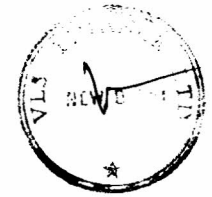
Category and name of the shareholders (I)	PAN (II)	No. of Shareholders (III)	No. of fully paid up equity shares held (iv)	No. of Partly paid up equity shares held (v)	No. of Shares underlying Depository Receipts (vi)	Total nos. shares held (VII)=(IV)+(V)+(VI)	Shareholding % calculated as per SCRR, 1957 As a % of (A+B+C2) (VIII)	Number of Voting Rights held in each class of securities (IX)			No. of Shares Underlying Outstanding convertible securities (Including warrants) (X)	Shareholding as a % assuming full conversion of convertible securities (as a percentage of diluted share)	Number of locked in Shares (XII)		Number of Shares pledged or otherwise encumbered (XIII)		Number of Equity shares held in dematerialised form (XIV)
								No. of Voting Rights		Total as a % of (A+B+C)			No. (a)	As a % of total shares held (b)	No. (a)	As a % of total shares held (b)	
								Class X	Class Y								
(1) Custodian/DR holder																	
(a) Name of DR Holder (if available)	0	0	0	0	0	0	0	0	0	0	0	0	0	0	0	0	0
(i)	0	0	0	0	0	0	0	0	0	0	0	0	0	0	0	0	0
(ii)	0	0	0	0	0	0	0	0	0	0	0	0	0	0	0	0	0
(2) Employee Benefit Trust (under SEBI (share based Employee Benefit) Regulations, 2014)	0	0	0	0	0	0	0	0	0	0	0	0	0	0	0	0	0
Total Non-Promoter- Non Public Shareholding	0	0	0	0	0	0	0	0	0	0	0	0	0	0	0	0	0
C= c(1)+c(2)	0	0	0	0	0	0	0	0	0	0	0	0	0	0	0	0	0



VLS FINANCE LTD As on 30/09/2021

Annexure Table V- Statement showing details of significant beneficial owners


Sr. No.	Details of the significant beneficial owner (I)			Details of Registered owner (II)			Particulars of the shares in which significant beneficial interest is held by the beneficial owner (III)		Date of creation /acquisition of significant beneficial interest (IV)
	Name	PAN	Nationality	Name	PAN	Nationality	Number of shares	Shareholding as a % of total no. of shares (calculated as per SCRR, 1957) As a % of (A+B+C2)	
	Nil	Nil	Nil	Nil	Nil	Nil	Nil	Nil	Nil



VLS FINANCE LTD As on 30/09/2021

Annexure to Table - II Statement showing shareholding pattern of the Promoter & Promoter Group

Sno	Category and name of the shareholders (I)	PAN (II)	No. of Shareholders (III)	No. of fully paid up equity shares held (iv)	No. of Partly paid up equity shares held (v)	No. of Shares underlying Depository Receipts (vi)	Total nos. shares held (VII)=(IV)+(V)+(VI)	Shareholding as a % of total no. of shares (calculated as per SCRR,1957) (VIII) As a % of (A+B+C2)	Number of Voting Rights held in each class of securities (IX)			No. of Shares Underlying Outstanding convertible securities (Including warrants) (X)	Total Shareholding as a % assuming full conversion of convertible securities (as a percentage of diluted share capital)	Number of locked in Shares (XII)		Number of Shares pledged or otherwise encumbered (XIII)	Number of Equity shares held in dematerialised form (XIV)		
									No. of Voting Rights		Total as a % of Total voting rights			No. (a)	As a % of total shares held (b)			No. (a)	As a % of total shares held (b)
									Class X	Class Y									
A	(d) ANY OTHER - BODY CORPORATES			13795806	0	0	13795806	35.68	13795806	0	13795806	35.68	0	0	0	0	0	13766506	
1	VLS Capital Ltd.	AAACV0130D		13336538	0	0	13336538	34.50	13336538	0	13336538	34.50	0	0	0	0	0	13336138	
2	VLS Commodities Private Limited	AAABCG0262C		457768	0	0	457768	1.18	457768	0	457768	1.18	0	0	0	0	0	430368	
3	South Asian Enterprises Ltd	AAACS0601E		1500	0	0	1500	0	1500	0	1500	0	0	0	0	0	0	0	
4	Pragati Moulders Ltd.	AAACP0010A		0	0	0	0	0	0	0	0	0	0	0	0	0	0	0	
A	(a) INDIVIDUALS/HINDU UNDIVIDED FAMILY			3854419	0	0	3854419	9.97	3854419	0	3854419	9.97	0	0	0	0	0	3854419	
1	Divya Mehrotra	AAAXPM5343D		499682	0	0	499682	1.29	499682	0	499682	1.29	0	0	0	0	0	499682	
2	Mahesh Prasad Mehrotra(HUF)	AAEHM6555L		1984262	0	0	1984262	5.13	1984262	0	1984262	5.13	0	0	0	0	0	1984262	
3	Sadhana Mehrotra	AKBPM3652M		884691	0	0	884691	2.29	884691	0	884691	2.29	0	0	0	0	0	884691	
4	Vikas Mehrotra	ACQPM4418C		485783	0	0	485783	1.26	485783	0	485783	1.26	0	0	0	0	0	485783	
5	Mahesh Prasad Mehrotra	AAAPM2948M		1	0	0	1	0	1	0	1	0	0	0	0	0	0	1	
6	Ramji Mehrotra	AAAPM9863F		0	0	0	0	0	0	0	0	0	0	0	0	0	0	0	
7	Ms. Daya Mehrotra	CWVPM8034R		0	0	0	0	0	0	0	0	0	0	0	0	0	0	0	
	Total Promoter & Promoter Group			17650225	0	0	17650225	45.65	17650225	0	17650225	45.65	0	0	0	0	0	17620925	



VLS FINANCE LTD As on 30/09/2021

Annexure to Table - III Statement showing shareholding pattern of the Public Shareholder holding more than 1% of total number of shares

S No.	Category and name of the shareholders (I)	PAN (II)	No. of Shareholders (III)	No. of fully paid up equity shares held (iv)	No. of Partly paid up equity shares held (v)	No. of Shares underlying Depository Receipts (vi)	Total nos. shares held (VII)=(IV)+(V)+(VI)	Shareholding as a % of total no. of shares (calculated as per SCRR,1957) (VIII) As a % of (A+B+C2)	Number of Voting Rights held in each class of securities (IX)			No. of Shares Underlying Outstanding convertible securities (Including warrants) (X)	Total Shareholding as a % assuming full conversion of convertible securities (as a percentage of diluted share capital)	Number of locked In Shares (XII)		Number of Shares pledged or otherwise encumbered (XIII)		Number of Equity shares held in dematerialised form (XIV)	
									No. of Voting Rights		Total as a % of Total voting rights			No. (a)	As a % of total shares held (b)	No. (a)	As a % of total shares held (b)		
									Class X	Class Y									Total
B	(e) FOREIGN PORTFOLIO INVESTORS																		
1	VENUS MASTER FUND	AAFCV4299N		1000000	0	0	1000000	2.59	1000000	0	1000000	2.59	0	0	0	0	0	0	1000000
B	(a) (II) INDIVIDUAL SHAREHOLDERS HOLDING NOMINAL SHARE CAPITAL IN EXCESS OF RS. 2 LAKHS.																		
1	PRATEEK BANSAL	AIYPB5186C		582726	0	0	582726	1.51	582726	0	582726	1.51	0	0	0	0	0	0	582726
2	KABIR MULJI	AAHPM1375M		633200	0	0	633200	1.64	633200	0	633200	1.64	0	0	0	0	0	0	633200
	Total			2215926	0	0	2215926	5.74	2215926	0	2215926	5.74	0	0	0	0	0	0	2215926

For VLS Finance Ltd.

 (H. Consul)
 Company Secretary & Compliance Officer
 M. No. A11183

